



# ocean solar

## AOX-132G12HC 700W-750W

### HIGH VALUE

Low LCOE, reduced BOS cost, quick payback.

More harvest with N-type TOPCon.

Compatible, efficient container use cuts freight.

### HIGH POWER UP TO 750W

24.2% module efficiency, dense interconnect.

SMBB for trapping, lower resistance, better collection.

### RELIABLE

Fewer micro-cracks, PID resistant, endure harsh conditions.

Mechanical performance up to 5400 Pa positive, 2400 Pa negative.

### HIGH ENERGY YIELD

Excellent IAM, low irradiation validated by 3rd party certs.

Lower degradation: 1% first year, 0.4% annually.

Lower temperature coefficient (-0.30%).

## PRODUCT Certifications



## PRODUCT Warranty

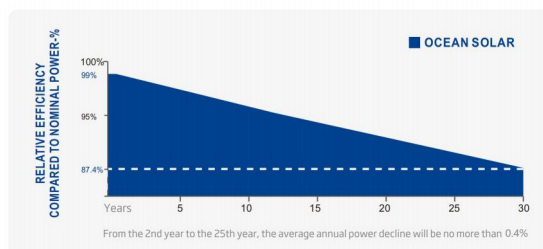
12-year Warranty for Materials and Processing

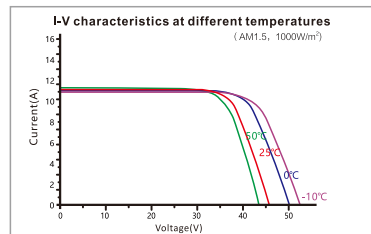
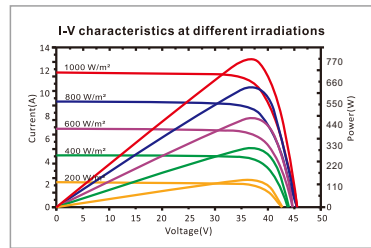
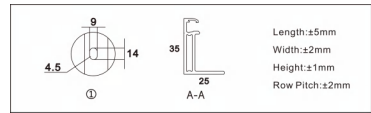
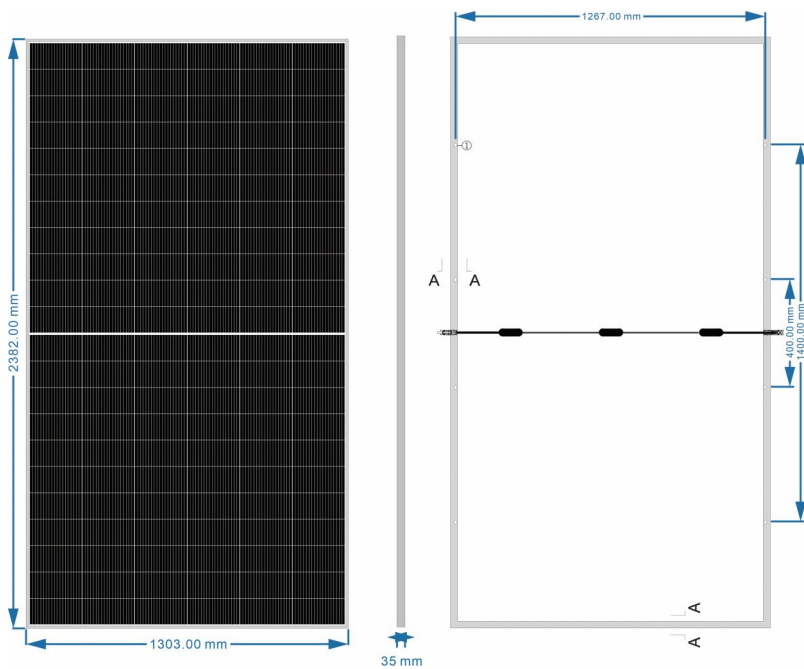
30-year Warranty for Extra Linear Power Output



## N-TopCon Technology

Enhance efficiency, reduce micro-cracks.





**Electrical Characteristics** STC:AM1.5 1000W/m² 25°C NOCT:AM1.5 800W/m² 20°C 1m/s Test uncertainty for Pmax:±3%

Module Type	AOX-132G12HC700W		AOX-132G12HC710W		AOX-132G12HC720W		AOX-132G12HC730W		AOX-132G12HC740W		AOX-132G12HC750W	
	STC	NOCT	STC	NOCT	STC	NOCT	STC	NOCT	STC	NOCT	STC	NOCT
Maximum Power(Pmax/W)	700W	529W	710W	536W	720W	543W	730W	550W	740W	557W	750W	564W
Voltage at Maximum Power(Vmp/V)	40.50	37.90	40.90	38.30	41.30	38.70	41.70	39.10	42.10	39.50	42.50	39.90
Current at Maximum Power(Imp/A)	17.29	13.96	17.36	13.99	17.44	14.03	17.51	14.07	17.58	14.10	17.65	14.14
Open Circuit Voltage(Voc/V)	47.00	44.40	47.40	44.80	47.80	45.20	48.20	45.60	48.60	46.00	49.00	46.40
Short Circuit Current(Isc/A)	18.25	14.74	18.33	14.77	18.42	14.82	18.49	14.86	18.56	14.89	18.64	14.93
Module Efficiency(%)	22.50%		22.90%		23.20%		23.50%		23.80%		24.20%	

**Mechanical Parameters**

Cell Type	N-Type TopCon Half-cut Cell
No. of Cells	132
Front Cover	3.2 mm glass, high transmission, AR coated, tempered
Encapsulation	EVA
Back Cover	White backsheet
Junction Box	IP68 rated, 3 bypass diodes
Frame	35 mm anodized aluminium alloy
Cable	1 x 4 mm², 350 mm length or customized
Connectors	MC 4/ MC 4 compatible
Weight	31kg
Dimension	2382*1303*35mm
Packaging	558pcs/40HQ Container

**Mechanical Loading**

Snow Load	5400 Pa or 550 kg/m²
Wind Load	2400 Pa or 244 kg/m²
Hail Resistance	Max. Ø 25 mm at 23 m/s

**Operating Parameters**

Operational Temperature	-40~+85°C
Power Output Tolerance	0~5W
Voc and Isc Tolerance	±3%
Maximum System Voltage	1500VDC(IEC)
Maximum Series Fuse Rating	25A
Nominal Operational Cell Temperature	45±2°C
Protection Class	Class II
Fire Rating	UL type 1 or 2 IEC Class C

**Temperature Ratings(STC)**

Temperature Coefficient of Isc	0.046%/°C
Temperature Coefficient of Voc	-0.25%/°C
Temperature Coefficient of Pmax	-0.30%/°C

 High-tech enterprises in China



**Ocean Solar**

E-mail: info@oceansolar.cn  
Web: www.oceansolar.cn

©2024 Ocean Solar All rights reserved.  
Specifications included in this datasheet are subject to change without notice.

