



ocean solar

Dual Glass Series

AOX-72M10HC

585W-615W

HIGH VALUE

Low LCOE, reduced BOS cost, quick payback.

More harvest with N-type TOPCon.

Compatible, efficient container use cuts freight.

HIGH POWER UP TO 615W

23.8% module efficiency, dense interconnect.

SMBB for trapping, lower resistance, better collection.

RELIABLE

Fewer micro-cracks, PID resistant, endure harsh conditions.


Mechanical performance up to 5400 Pa positive, 2400 Pa negative.

HIGH ENERGY YIELD

Excellent IAM, low irradiation validated by 3rd party certs.

Lower degradation: 1% first year, 0.4% annually.

Lower temperature coefficient (-0.30%).



PRODUCT Certifications



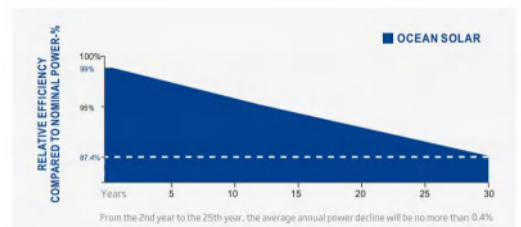
PRODUCT Warranty

12-year Warranty for Materials and Processing

30-year Warranty for Extra Linear Power Output

N-TopCon Technology

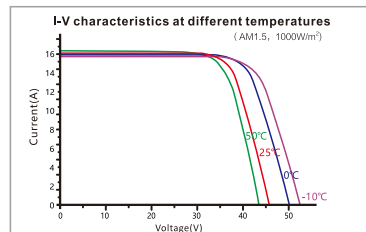
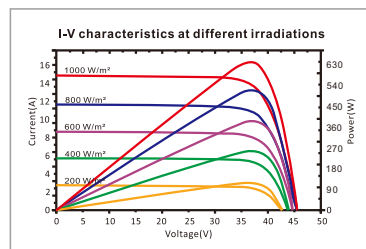
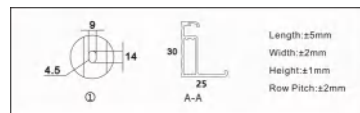
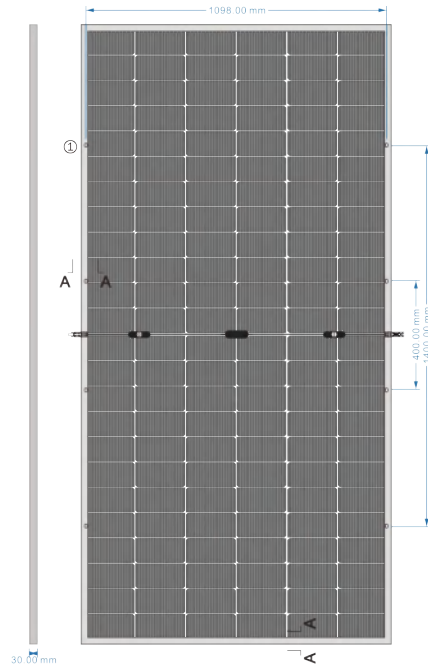

Enhance efficiency, reduce micro-cracks.



WORLD SHINES BECAUSE OF YOU



High-tech enterprises in China



Electrical Characteristics STC:AM1.5 1000W/m² 25°C NOCT:AM1.5 800W/m² 20°C 1m/s Test uncertainty for Pmax:±3%

Module Type	AOX-72M10HC585W		AOX-72M10HC590W		AOX-72M10HC595W		AOX-72M10HC600W		AOX-72M10HC605W		AOX-72M10HC610W		AOX-72M10HC615W	
Testing Condition	STC	NOCT	STC	NOCT	STC	NOCT	STC	NOCT	STC	NOCT	STC	NOCT	STC	NOCT
Maximum Power(Pmax/W)	585W	442W	590W	446W	595W	450W	600W	454W	605W	458W	610W	462W	615W	466W
Voltage at Maximum Power(Vmp/V)	43.70	40.90	43.90	41.10	44.10	41.30	44.30	41.50	44.50	41.70	44.70	41.90	44.90	42.10
Current at Maximum Power(Imp/A)	13.37	10.81	13.44	10.86	13.50	10.90	13.55	10.94	13.60	10.99	13.65	11.03	13.70	11.07
Open Circuit Voltage(Voc/V)	50.70	47.90	50.90	48.10	51.10	48.30	51.30	48.50	51.50	48.70	51.70	48.90	51.90	49.10
Short Circuit Current(Isc/A)	14.14	11.41	14.19	11.46	14.25	11.51	14.30	11.55	14.35	11.60	14.41	11.64	14.46	11.68
Module Efficiency(%)	22.60%		22.80%		23.00%		23.20%		23.40%		23.60%		23.80%	

Mechanical Parameters

Cell Type	N-Type TopCon Half-cut Cell
No. of Cells	144
Front Cover	2.0 mm glass, high transmission, AR coated, tempered
Encapsulation	EVA
Back Cover	2.0mm, Heat Strengthened Glass
Junction Box	IP68 rated, 3 bypass diodes
Frame	30 mm anodized aluminium alloy
Cable	1 x 4 mm ² , 350 mm length or customized
Connectors	MC 4/ MC 4 compatible
Weight	31.5kg
Dimension	2278*1134*30mm
Packaging	740pcs/40HQ Container

Mechanical Loading

Snow Load	5400 Pa or 550 kg/m ²
Wind Load	2400 Pa or 244 kg/m ²
Hail Resistance	Max. Ø 25 mm at 23 m/s

Operating Parameters

Operational Temperature	-40~+85°C
Power Output Tolerance	0~5W
Voc and Isc Tolerance	±3%
Maximum System Voltage	1500VDC(IEC)
Maximum Series Fuse Rating	25A
Nominal Operational Cell Temperature	43±2°C
Protection Class	Class II
Fire Rating	UL type 1 or 2 IEC Class C

Temperature Ratings(STC)

Temperature Coefficient of Isc	0.04%/°C
Temperature Coefficient of Voc	-0.24%/°C
Temperature Coefficient of Pmax	-0.30%/°C

Bifacial Output-Rearside Power Gain

5%	Maximum Power (Pmax)	614W	620W	625W	630W	635W	641W	646W
	Module Efficiency STC(%)	23.7%	23.9%	24.2%	24.4%	24.6%	24.8%	25.0%
10%	Maximum Power (Pmax)	644W	649W	655W	660W	666W	671W	677W
	Module Efficiency STC(%)	24.9%	25.1%	25.3%	25.5%	25.7%	26.0%	26.2%

High-tech enterprises in China



Ocean Solar
E-mail: info@oceansolar.cn
Web: www.oceansolar.cn

©2024 Ocean Solar All rights reserved.
Specifications included in this datasheet are subject to change without notice.

