



ocean solar

Transparent backsheet Series

AOX-144M10RHC  
430W-460W

**HIGH VALUE**

Low LCOE, reduced BOS cost, quick payback.  
More harvest with N-type TOPCon.  
Compatible, efficient container use cuts freight.

**HIGH POWER UP TO 460W**

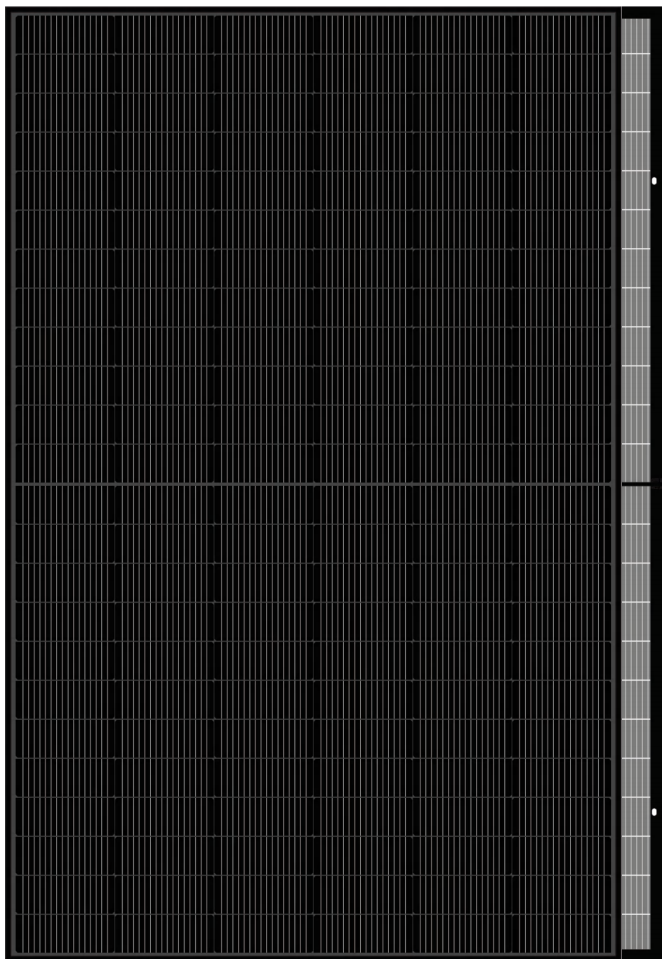
23.0% module efficiency, dense interconnect.  
SMBB for trapping, lower resistance, better collection.

**RELIABLE**

Fewer micro-cracks, PID resistant, endure harsh conditions.  
Mechanical performance up to 5400 Pa positive, 2400 Pa negative.

**HIGH ENERGY YIELD**

Excellent IAM, low irradiation validated by 3rd party certs.  
Lower degradation: 1% first year, 0.4% annually.  
Lower temperature coefficient (-0.30%).



**N-TopCon Technology**

Enhance efficiency, reduce micro-cracks.

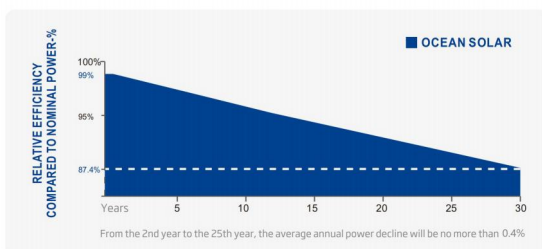


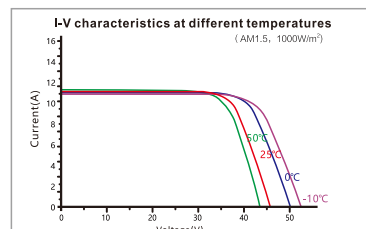
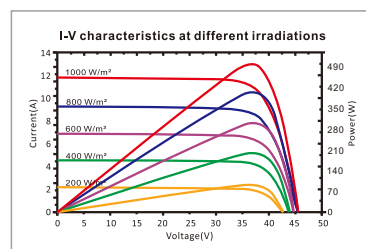
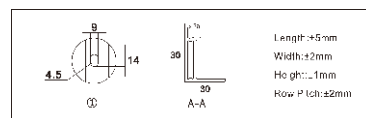

**PRODUCT Certifications**



**PRODUCT Warranty**

12-year Warranty for Materials and Processing  
30-year Warranty for Extra Linear Power Output





## Electrical Characteristics

STC:AM1.5 1000W/m<sup>2</sup> 25°C NOCT:AM1.5 800W/m<sup>2</sup> 20°C 1m/s Test uncertainty for Pmax:±3%

Module Type	AOX-144M10RHC430W		AOX-144M10RHC435W		AOX-144M10RHC440W		AOX-144M10RHC445W		AOX-144M10RHC450W		AOX-144M10RHC455W		AOX-144M10RHC460W	
Testing Condition	STC	NOCT	STC	NOCT	STC	NOCT	STC	NOCT	STC	NOCT	STC	NOCT	STC	NOCT
Maximum Power(Pmax/W)	430W	327W	435W	330W	440W	334W	445W	337W	450W	340W	455W	344W	460W	347W
Voltage at Maximum Power(Vmp/V)	42.20	39.40	42.40	39.60	42.60	39.80	42.80	40.00	43.00	40.20	43.20	40.40	43.40	40.60
Current at Maximum Power(Imp/A)	10.19	8.30	10.26	8.33	10.33	8.39	10.40	8.43	10.47	8.46	10.54	8.52	10.60	8.55
Open Circuit Voltage(Voc/V)	50.20	47.40	50.40	47.60	50.60	47.80	50.80	48.00	51.00	48.20	51.20	48.40	51.40	48.60
Short Circuit Current(Isc/A)	10.76	8.76	10.83	8.80	10.91	8.86	10.98	8.90	11.06	8.93	11.12	8.99	11.19	9.03
Module Efficiency(%)	21.50%		21.80%		22.00%		22.30%		22.50%		22.80%		23.00%	

## Mechanical Parameters

Cell Type	N-Type TopCon Half-cut Cell
No. of Cells	144
Front Cover	3.2 mm glass, high transmission, AR coated, tempered
Encapsulation	EVA
Back Cover	Transparent backsheets
Junction Box	IP68 rated, 3 bypass diodes
Frame	30 mm anodized aluminium alloy
Cable	1 x 4 mm <sup>2</sup> , 350 mm length or customized
Connectors	MC 4/ MC 4 compatible
Weight	20kg
Dimension	1762*1134*30mm
Packaging	962pcs/40HQ Container

## Mechanical Loading

Snow Load	5400 Pa or 550 kg/m <sup>2</sup>
Wind Load	2400 Pa or 244 kg/m <sup>2</sup>
Hail Resistance	Max. Ø 25 mm at 23 m/s

## Operating Parameters

Operational Temperature	-40~+85°C
Power Output Tolerance	0~5W
Voc and Isc Tolerance	±3%
Maximum System Voltage	1500VDC(IEC)
Maximum Series Fuse Rating	25A
Nominal Operational Cell Temperature	45±2°C
Protection Class	Class II
Fire Rating	UL type 1 or 2 IEC Class C

## Temperature Ratings(STC)

Temperature Coefficient of Isc	0.046%/°C
Temperature Coefficient of Voc	-0.25%/°C
Temperature Coefficient of Pmax	-0.30%/°C

## Bifacial Output-Rearside Power Gain

5%	Maximum Power(Pmax)	452W	457W	462W	467W	483W	473W	478W
	Module Efficiency(STC)(%)	22.58%	22.89%	23.10%	23.42%	23.63%	23.94%	24.15%
10%	Maximum Power(Pmax)	473W	479W	484W	490W	506W	495W	501W
	Module Efficiency(STC)(%)	23.65%	23.98%	24.20%	24.53%	24.75%	25.08%	25.30%

 High-tech enterprises in China



**Ocean Solar**

E-mail: info@oceansolar.cn  
Web: www.oceansolar.cn

©2024 Ocean Solar All rights reserved.  
Specifications included in this datasheet are subject to change without notice.

  
**ocean solar**